



**MINK CAMPERS™**

A close-up photograph of a white, aerodynamic handle on a Mink Camper. The handle is a teardrop shape with a central opening, designed for easy grip and maneuverability. The background is a blurred green forest, suggesting an outdoor setting. A yellow circular graphic element is visible in the top right corner of the overall image.

## MINK CAMPERS

The Mink Campers are designed to be light, aerodynamic, and resilient. But most of all, they are designed to always be ready, so you can just get up and go!

Mink Campers come in three versions, all with slightly different features, but also all of them share the concept of minimalist luxury for maximum comfort both in use as well as while traveling.

The MINK will inspire you to travel, explore the outdoors, and connect with nature, all while staying safe and comfortable.







## OPEN-AIR KITCHEN

The illuminated open-air kitchen has an ice chest, storage boxes for food, and your kitchen accessories. You'll also find 12v and 220v sockets.

Find your perfect spot and prepare the next inspiration on the gas stove.



## CONNECT WITH NATURE


A queen-size luxury mattress, a canvas bunk bed for a young child, and ceiling mood lighting are things that are complementary to panorama skylight.

Cuddle up and enjoy looking at the stars like never before.



## NORDIC DESIGN


Intuitive functionality, sustainability, quality and durability. We focus on the essentials for outdoor living so you can enjoy the beauty of nature in a safe, simple, and fun way. Camping with style and comfort, but in a minimalistic way.



## GET UP AND GO

The MINK is designed to be always ready for any adventure!

It is easy to handle, both when towing and maneuvering around after detaching it from the car.




## TRAVEL YEAR-ROUND

With the unique design of the AirFlow™ system, the MINK is good for travel both in the summer as well as in the winter.

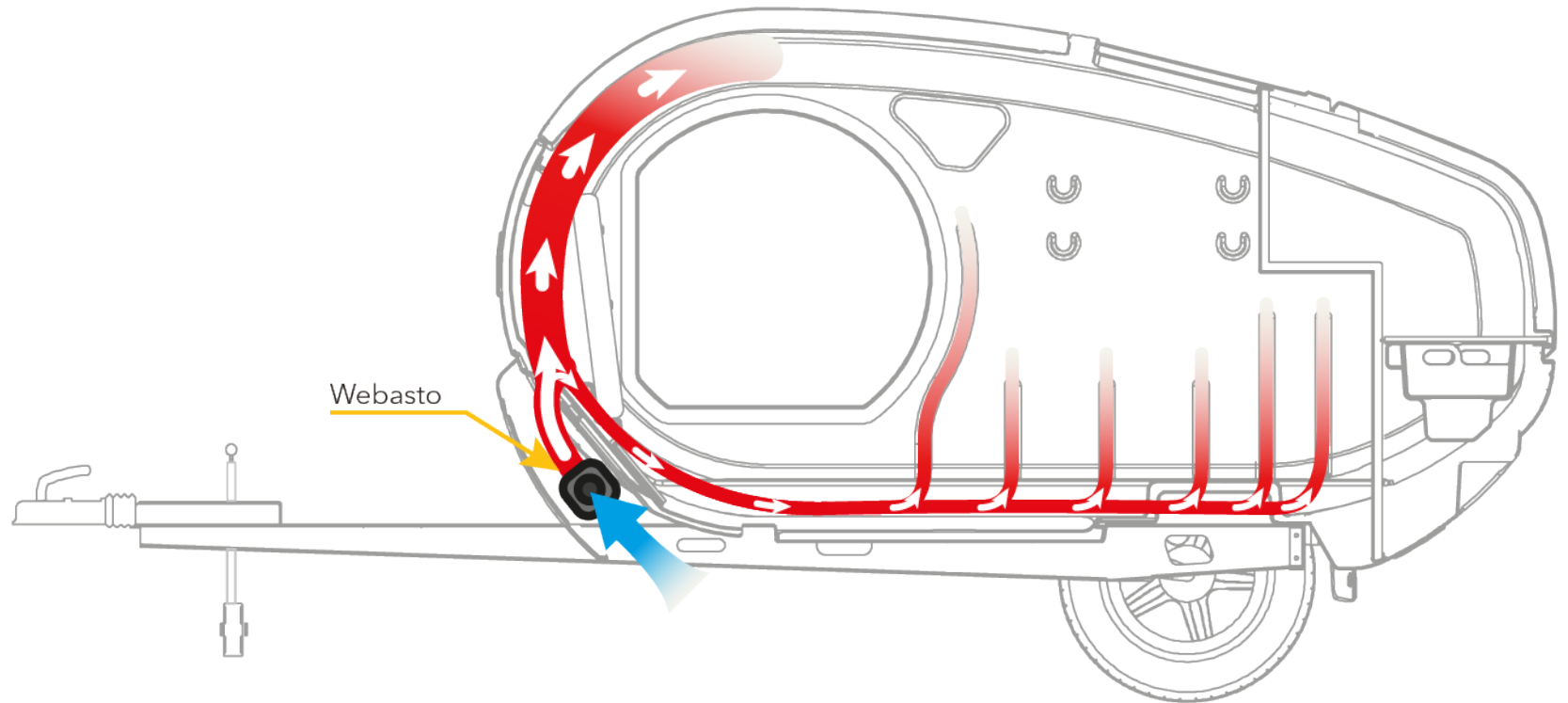
Stay fresh in the summer and warm and cosy in the winter!





## **SOLAR PANEL**

The solar panel is custom-made and adapted to the MINK. Its 105 W power is perfectly adapted to the MINK and its energy needs during wild adventures. The panel is equipped with a load regulator



## HEATING

Located at the front of the caravan, the integrated heating is a cutting-edge solution to improve performance, reduce fuel consumption and engine maintenance.

The walls of the MINK are made from high quality molded ABS plastic and insulated with Armaflex, a highly thermal insulating material. This, in combination with the heating system, allows you to sleep comfortably in the MINK, even at very negative temperatures.

### THE AirFlow™ SYSTEM

The two-way AirFlow™ system uses negative pressure to allow air to flow freely out of the caravan while driving.

When you're not driving, however, air circulates regularly throughout the caravan without allowing dust or pollen to enter the filter system. This helps manage condensation.



TAKE ON ANY JOURNEY  
WHATEVER THE WEATHER!



# MINK-S

The MINK-S is the original Mink Camper, designed in Iceland to make the intimacy of camping effortless and easy through thoughtful details. Its lightweight and aerodynamic design make it an ideal travel companion for most cars.

The Mink is designed around the concept of less is more. The MINK epitomizes minimalism, functionality, quality manufacturing and robustness.

With ample space inside, the MINK has a double mattress as well as a small canvas bunk bed, it is easy to crawl up in bed in the evenings whilst staring at the stars through the skylight, ensuring you never miss anything when you are traveling and exploring.



AS SEEN IN:

**BBC**  
*TopGear*



## AL-KO CHASSIS

The chassis under every MINK is the robust AL-KO chassis, which is made from galvanized steel and comes standard with an inertia braking system, as well as hand and emergency brakes. The independent suspension system ensures a smooth ride.

TRAVEL WITH EASE  
THOUGH ROUGH TERRAIN



# MINK-X

The MINK-X is the rugged evolution of the original Mink Camper, meticulously designed in Iceland to elevate the camping experience with thoughtful details. Its robust build and versatile design make it a perfect adventure companion for various terrains, ensuring an effortless camping experience.

The MINK-X is elevated higher above the ground compared to the MINK-S, making it more suitable for navigating rough roads and uneven terrain. Featuring a matte black frame and black headboard, the visual aesthetic of the MINK-X starkly contrasts with that of the MINK-S. Nonetheless, it retains the aerodynamic shape characteristic of the MINK-S, making it the perfect travel companion, even on windy days.



## STORING

Due to their size the Mink Caravans are much easier to store than a regular-sized tourer. With its height of 1.88m and overall length of 4.12m, the Mink could be comfortably stowed in an average-sized garage or a standard size parking spot.



**EVEN MORE SUSTAINABLE  
WAY OF TRAVELING**

# MINK-E

The MINK-E is the latest camper in the Mink Camper family. It's reimagined for eco-conscious adventurers. Designed in Iceland to effortlessly enhance the camping experience through thoughtful details, its lightweight and aerodynamic design make it the perfect travel companion for most electric cars.

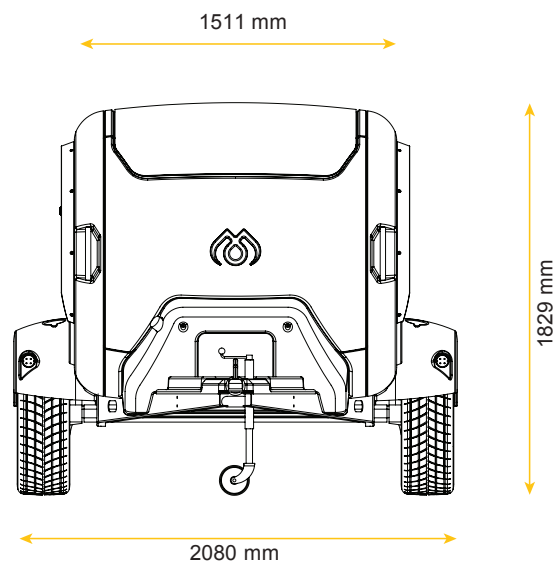
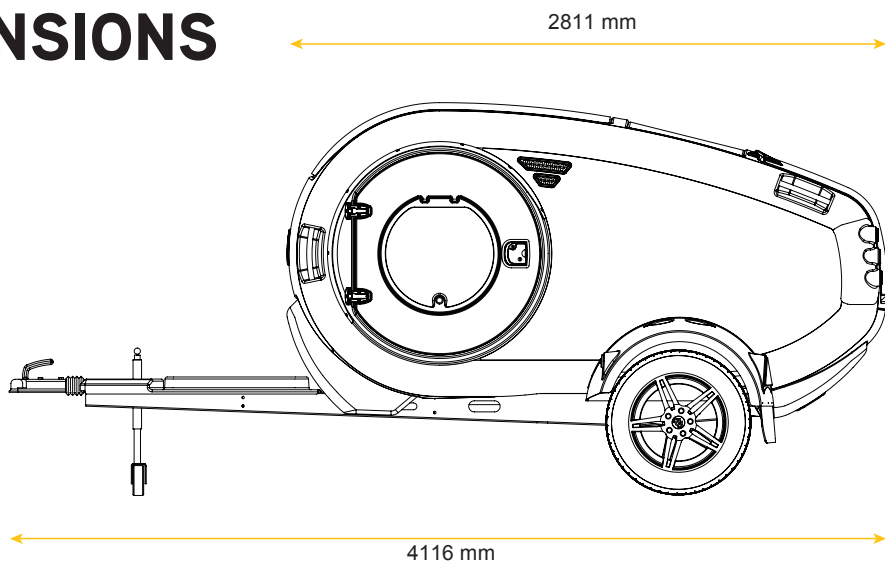
The MINK-E is both lighter than the other Mink Campers, creating less resistance whilst being pulled and it is fully operated on electricity.



## BATTERY AND CHARGING

Every Mink Campers come with a 13 pin electric trailer plug which charges while driving. They also include 70ah AGM battery, and has 230V connection for charging which is compatible with the V2L.

# DIMENSIONS



## MINK-S

Gross weight 750 kg  
Net weight 520 kg  
Overall length 4120 mm  
Cabin length 2810 mm  
Overall height 1850 mm  
Overall width 2100 mm  
Cabin width 1510 mm  
Ground clearance 320 mm  
Wheels 17 x 8.5  
Tyres 225/55R17  
Tow ball height 500 mm  
Coupling point 75 kg

## MINK-X

Gross weight 750 kg  
Net weight 530 kg  
Overall length 4120 mm  
Cabin length 2810 mm  
Overall height 1880 mm  
Overall width 2100 mm  
Cabin width 1510 mm  
Ground clearance 350 mm  
Wheels 17 x 8.5  
Tyres 245/65R17  
Tow ball height 530 mm  
Coupling point 75 kg

## MINK-E

Gross weight 750 kg  
Net weight 510 kg  
Overall length 4120 mm  
Cabin length 2810 mm  
Overall height 1850 mm  
Overall width 2100 mm  
Cabin width 1510 mm  
Ground clearance 320 mm  
Wheels 17 x 8.5  
Tyres 225/55R17  
Tow ball height 500 mm  
Coupling point 75 kg



MINK CAMPERS

IS HP 26 V07  
WWW.MINKCAMPERS.COM



## DISCOVER OUR PRODUCTS

Our campers find their way to users through a network of partners and dealers. Our partners and dealers are authorised specialists who deliver high-quality service and appropriate advice.

To find your nearest partner or dealer, visit [www.minkcampers.com](http://www.minkcampers.com)



@minkcampers  
sales@minkcampers.com  
[www.minkcampers.co.uk](http://www.minkcampers.co.uk)  
[www.minkcampers.com](http://www.minkcampers.com)